

# 2025 MXZ® X-RS® WITH COMPETITION PACKAGE

Yes it's an ultra-fast laker, but before anything else it's the ultimate ditch banger. Powerful, lightweight and highly capable with race-ready features.

## // WHAT'S NEW

- RAS™ RX front suspension
- Pilot™ RX skis
- 10.25 in. touchscreen display with BRP Connect and built-in GPS (850 E-TEC® Turbo R only)
- Smart-Shox semi-active suspension available (850 E-TEC Turbo R only)
- KYB Pro 40 Kashima coated shocks with Integral Base Valve (600R E-TEC only)
- 2 color options (850 E-TEC Turbo R only)



MXZ X-RS 850 E-TEC TURBO R WITH COMPETITION PACKAGE SHOWN

## // PACKAGE HIGHLIGHTS

- Rotax® 850 E-TEC Turbo R with water injection system and 600R E-TEC engines available
- Launch Mode and E-TEC SHOT starter (850 E-TEC Turbo R only)
- REV® Gen5 platform
- High-performance 4-piston brake caliper with adjustable brake lever
- KYB® Pro 40 Kashima coated front shocks
- rMotion™ X Competition rear suspension
- RS running boards

- 2-ply Ripsaw II track
- Forward steering post position
- Lower 90 mm riser
- 7.2 in. digital display (600R E-TEC only)
- Precision rack steering system

ROTAX ENGINE	850 E-TEC TURBO R	600R E-TEC
Engine details	Liquid-cooled, two-stroke, turbocharged, water injection system, eRAVE™	Liquid-cooled, two-stroke, eRAVE
Horsepower*	180	125
Cylinders - Displacement	2 - 849 cc	2 - 599.4 cc
Bore - Stroke (mm)	82 - 80.4	72.3 - 73
Fuel system	E-TEC direct injection with additional booster injectors	E-TEC direct injection
Fuel type - Octane	Premium unleaded - 91	Premium unleaded - 91
Fuel tank (L/US gal)	36/9.5	36/9.5
Oil tank capacity (L/qt)	3.4/3.6	3.4/3.6
<b>POWERTRAIN</b>		
Drive clutch	pDrive with clickers	pDrive with clickers
Driven clutch	QRS Vent Plus	QRS
Drive sprocket pitch (mm/in.)		73/2.86
<b>DRY WEIGHT</b>		
Dry weight (lb)	522	486


DIMENSIONS	
Vehicle overall length (mm/in.)	3,038/119.6
Vehicle overall width (mm/in.)	1,211/47.8 (adjustable)
Vehicle overall height (mm/in.)	1,267/49.9
Ski stance (mm/in.)	1,090/43 (adjustable)
Available tracks (in.)	RipSaw® II 2-ply:
(Length x width x profile)	137 x 15 x 1.25

COLOR	
Neo Yellow and Black	
Black (850 E-TEC Turbo R only)	
SUSPENSION	
Front suspension	RAS RX
Front shock	KYB Pro 40 Integral R Kashima (600R E-TEC) KYB Pro 40 EA-3 Kashima (850 E-TEC Turbo R) KYB Pro Smart-Shox opt. (850 E-TEC Turbo R only)
Front suspension travel (mm/in.)	279/11.0 (KYB Pro 40) 265/10.4 (KYB Pro Smart-Shox)
Rear suspension	rMotion X Competition
Center shock	KYB Pro 40 Integral Kashima (600R E-TEC) KYB Pro 40 EA-3 (850 E-TEC Turbo R)
Rear shock	KYB Pro 40 Integral Kashima (600R E-TEC) KYB Pro 40 EA-3 (850 E-TEC Turbo R) KYB Pro Smart-Shox opt. (850 E-TEC Turbo R only)
Rear suspension travel (mm/in.)	292/11.5

FEATURES	
Platform	REV® Gen5
Headlights	Premium high-performance LED
Skis	Pilot™ RX
Seating	Trail narrow
Handlebar	Standard with J-hooks/ Transparent handguards
Riser block height (mm/in.)	90/3.5
Starter	850 E-TEC Turbo R: SHOT 600R E-TEC: Manual
Reverse	RER™
Brake system	Brembo® 4-piston with adjustable lever
Heated throttle lever/ grips	Standard
Gauge type	850 E-TEC Turbo R: 10.25 in. touchscreen 600R E-TEC: 7.2 in. digital
Windshield	Ultra-low
Runner (in.) - Carbide (in.)	3/8 square - 4
Bumpers (front/rear)	Std/Std

## 2025 MXZ X-RS WITH COMPETITION PACKAGE

## // FEATURE HIGHLIGHTS



### 1 Rotax 850 E-TEC Turbo R engine with water injection system

Rotax 850 E-TEC Turbo R engine with water injection system sets new standards in lightweight 2-stroke performance with the most horsepower that's delivered consistently.



### 2 RAS RX front suspension

Conquer every inch of the most challenging trail conditions with confidence with the snowcross race inspired RAS RX front suspension. Designed specifically for rough trail performance with 20% less chassis roll for better cornering stability.



### 3 Pilot RX skis

The aggressive design of the Pilot RX ski offers better grip, enhanced cornering, and unparalleled control in all snow conditions.



MXZ X-RS 850 E-TEC TURBO R WITH COMPETITION PACKAGE SHOWN



### 4 Smart-Shox

An industry-first, Smart-Shox semi-active suspension instantly reads terrain and rider input to automatically dial in your suspension to give you the optimal ride in any conditions.



### 5 Performance 4-piston caliper

The Brembo 4X brake caliper inspired by the MXZ 600RS adds more stopping power at your fingertips with less fade.



### 6 10.25 in. color touchscreen display with BRP Connect and built-in GPS

The high-resolution infotainment system that provides an intuitive experience for riders, now with built-in GPS and maps for navigation without connecting a phone.



\*Observed HP measured on internal dyno test in optimal conditions. ©2024 Bombardier Recreational Products Inc., [BRP]. All rights reserved. ®, TM and the BRP logo are trademarks of BRP or its affiliates. Products are distributed in the USA by BRP US Inc. All other trademarks are the property of their respective owners. Because of our ongoing commitment to product quality and innovation, BRP reserves the right at anytime to discontinue or change specifications, price, design, features, models or equipment without incurring any obligation. Printed in Canada.

# 2025 MXZ® X-RS®

A non-compromising race-inspired sled capable of taking on the roughest trails with ease.



MXZ X-RS  
600R E-TEC SHOWN

MXZ X-RS  
850 E-TEC SHOWN

## // WHAT'S NEW

- RAS™ RX front suspension
- Pilot™ RX skis
- 10.25 in. touchscreen display with BRP Connect and built-in GPS
- Smart-Shox™ semi-active suspension and 10.25 in. touchscreen display also now available on select Rotax 600R E-TEC engine config.

## // PACKAGE HIGHLIGHTS

- REV® Gen5 platform
- Rotax® 850 E-TEC and 600R E-TEC engines
- High-performance KYB® Pro shock package
- Smart-Shox™ semi-active suspension available
- KYB Pro 40 EA-3 front shocks
- rMotion™ X rear suspension with rail reinforcements
- Electric starter
- RS running boards
- pDrive™ clutch
- Backlit multifunction handlebar controls
- Forward steering post position
- Precision rack steering system
- Lower 90 mm riser
- Transparent handguards
- Open toe-hold
- Premium LED headlights
- High-performance 4-piston brake caliper with adjustable brake lever
- 129 and 137 in. track lengths available

ROTAX ENGINE	850 E-TEC	600R E-TEC
Engine details	Liquid-cooled, two-stroke, eRAVE™	Liquid-cooled, two-stroke, eRAVE
Horsepower*	165	125
Cylinders – Displacement	2 – 849 cc	2 – 599.4 cc
Bore – Stroke (mm)	82 – 80.4	72.3 – 73
Fuel system	E-TEC direct injection with additional booster injectors	E-TEC direct injection
Fuel type – Octane	Premium unleaded – 91	Premium unleaded – 91
Fuel tank [L/US gal]	36/9.5	36/9.5
Oil tank capacity [L/qt]	3.4/3.6	3.4/3.6
POWERTRAIN		
Drive clutch	pDrive with clickers	pDrive with clickers
Driven clutch	QRS Vent	QRS
Drive sprocket pitch [mm/in.]		73/2.86
DRY WEIGHT		
Dry weight [lb]	497 [129 in.] 506 [137 in.]	487 [129 in.] 490 [137 in.]
DIMENSIONS		
Vehicle overall length [mm/in.]	2,925/115.2 [129 in.] 3,038/119.6 [137 in.]	
Vehicle overall width [mm/in.]	1,211/47.8 [adjustable]	
Vehicle overall height [mm/in.]	1,267/49.9	
Ski stance [mm/in.]	1,090/43 [adjustable]	
Available tracks [in.] (Length x width x profile)	RipSaw®: 129 x 15 x 1.25 137 x 15 x 1.25 Ice Ripper® XT: 129 x 15 x 1.5 137 x 15 x 1.25 137 x 15 x 1.5	

COLOR	Neo Yellow and Black
SUSPENSION	<p>Black </p> <p>Front suspension: RAS RX</p> <p>Front shock: KYB Pro 40 EA-3 KYB Pro Smart-Shox opt.</p> <p>Front suspension travel [mm/in.]: 279/11.0 [KYB Pro 40] 265/10.4 [KYB Pro Smart-Shox]</p> <p>Rear suspension: rMotion X</p> <p>Center shock: KYB Pro 40 EA-3</p> <p>Rear shock: KYB Pro 40 EA-3 KYB Pro Smart-Shox opt.</p> <p>Rear suspension travel [mm/in.]: 292/11.5</p>
FEATURES	<p>Platform: REV Gen5</p> <p>Headlights: Premium high-performance LED</p> <p>Skis: Pilot RX</p> <p>Seating: Trail narrow</p> <p>Handlebar: Standard with J-hooks/ Transparent handguards</p> <p>Riser block height [mm/in.]: 90/3.5</p> <p>Starter: Electric</p> <p>Reverse: RER™</p> <p>Brake system: Brembo® 4-piston with adjustable lever</p> <p>Heated throttle lever/grips: Standard</p> <p>Gauge type: 7.2 in. digital 10.25 in. touchscreen [opt.]</p> <p>Windshield: Ultra-low</p> <p>Runner [in.] – Carbide [in.]: 3/8 square – 4</p> <p>Bumpers [front/rear]: Std/Std</p>

# 2025 MXZ X-RS

## // FEATURE HIGHLIGHTS



### 1 REV Gen5 trail platform

A sleek new design that brings a whole new level of refinement, connectivity and good looks to the trails.



### 2 Smart-Shox

An industry-first, Smart-Shox semi-active suspension instantly reads terrain and rider input to automatically dial in your suspension to give you the optimal ride in any conditions.



### 3 RAS RX front suspension

Conquer every inch of the most challenging trail conditions with confidence with the snowcross race inspired RAS RX front suspension. Designed specifically for rough trail performance with 20% less chassis roll for better cornering stability.



MXZ X-RS  
850 E-TEC SHOWN



### 4 Pilot RX skis

The aggressive design of the Pilot RX ski offers better grip, enhanced cornering, and unparalleled control in all snow conditions.



### 5 10.25 in. color touchscreen display with BRP Connect and built-in GPS

The high-resolution infotainment system that provides an intuitive experience for riders, now with built-in GPS and maps for navigation without connecting a phone.



### 6 Performance 4-piston caliper

The Brembo 4X brake caliper inspired by the MXZ 600RS adds more stopping power at your fingertips with less fade.



\*Observed HP measured on internal dyno test in optimal conditions. ©2024 Bombardier Recreational Products Inc., [BRP]. All rights reserved. ®, TM and the BRP logo are trademarks of BRP or its affiliates. Products are distributed in the USA by BRP US Inc. All other trademarks are the property of their respective owners. Because of our ongoing commitment to product quality and innovation, BRP reserves the right at anytime to discontinue or change specifications, price, design, features, models or equipment without incurring any obligation. Printed in Canada.

# 2025 MXZ® X®

High-performance with race-ready features for the most demanding rider.

2025 MXZ® X®

## // FEATURE HIGHLIGHTS



### 1 REV Gen5 trail platform

A sleek design that brings a whole new level of refinement, connectivity and good looks to the trails.



### 2 RAS RX front suspension

Conquer every inch of the most challenging trail conditions with confidence with the snowcross race inspired RAS RX front suspension. Designed specifically for rough trail performance with 20% less chassis roll for better cornering stability.



### 3 Pilot RX skis

The aggressive design of the Pilot RX ski offers better grip, enhanced cornering, and unparalleled control in all snow conditions.

## // WHAT'S NEW

- RAS™ RX front suspension
- Pilot™ RX skis
- 10.25 in. touchscreen display with BRP Connect and built-in GPS, also now available on select Rotax® 600R E-TEC® engine config.
- High-performance 4-piston brake caliper

## // PACKAGE HIGHLIGHTS

- REV® Gen5 platform
- Rotax 850 E-TEC and 600R E-TEC engines
- High-performance KYB® Pro 36 shocks
- rMotion™ X rear suspension
- Electric starter
- pDrive™ clutch
- 129 and 137 in. track lengths available
- Premium LED headlights
- Rack steering system
- Forward steering post position
- Lower 90 mm riser
- Backlit multifunction handlebar controls
- Low windshield with air deflectors
- Transparent handguards
- Open toe-hold



MXZ X  
600R E-TEC SHOWN

MXZ X  
850 E-TEC SHOWN



MXZ X  
850 E-TEC SHOWN

ROTAX ENGINE	850 E-TEC	600R E-TEC
Engine details	Liquid-cooled, two-stroke, eRAVE™	Liquid-cooled, two-stroke, eRAVE
Horsepower*	165	125
Cylinders – Displacement	2 – 849 cc	2 – 599.4 cc
Bore – Stroke (mm)	82 – 80.4	72.3 – 73
Fuel system	E-TEC® direct injection with additional booster injectors	E-TEC® direct injection
Fuel type – Octane	Premium unleaded – 91	Premium unleaded – 91
Fuel tank [L/US gal]	36/9.5	36/9.5
Oil tank capacity [L/qt]	3.4/3.6	3.4/3.6

POWERTRAIN	850 E-TEC	600R E-TEC
Drive clutch	pDrive™ with clickers	pDrive™ with clickers
Driven clutch	QRS Vent	QRS
Drive sprocket pitch [mm/in.]	73/2.86	

DRY WEIGHT	850 E-TEC	600R E-TEC
Dry weight [lb]	494 [129 in.] 498 [137 in.]	485 [129 in.] 489 [137 in.]

DIMENSIONS	850 E-TEC	600R E-TEC
Vehicle overall length [mm/in.]	2,925/115.2 [129 in.] 3,038/119.6 [137 in.]	
Vehicle overall width [mm/in.]	1,211/47.8 [adjustable]	
Vehicle overall height [mm/in.]	1,267/49.9	
Ski stance [mm/in.]	1,090/43 [adjustable]	
Available tracks [in.] (Length x width x profile)	RipSaw®: 129 x 15 x 1.25 137 x 15 x 1.25 Ice Ripper XT®: 129 x 15 x 1.25 137 x 15 x 1.25 137 x 15 x 1.5	

COLOR
Neo Yellow and Black
Black

SUSPENSION	
Front suspension	RAS RX
Front shock	KYB Pro 36 EA-3
Front suspension travel [mm/in.]	279/11.0
Rear suspension	rMotion X
Center shock	KYB 36 Plus
Rear shock	KYB Pro 36 EA-3
Rear suspension travel [mm/in.]	292/11.5

FEATURES	
Platform	REV Gen5
Headlights	Premium high-performance LED
Skis	Pilot RX
Seating	Trail narrow
Handlebar	Standard with J-hooks/ Transparent handguards
Riser block height [mm/in.]	90/3.5
Starter	Electric
Reverse	RER™
Brake system	Brembo® 4-piston
Heated throttle lever/grips	Standard
Gauge type	7.2 in. digital 10.25 in. touchscreen (opt.)
Windshield	Low
Runner [in.] – Carbide [in.]	3/8 square – 4
Bumpers (front/rear)	Std/Std



### 4 Rack steering system

Further increases steering precision at higher speed for a stable and predictable ride in less than ideal snow conditions.



### 5 10.25 in. color touchscreen display with BRP Connect and built-in GPS

The high-resolution infotainment system that provides an intuitive experience for riders, now with built-in GPS and maps for navigation without connecting a phone.



### 6 Performance 4-piston caliper

The Brembo 4X brake caliper inspired by the MXZ 600RS adds more stopping power at your fingertips with less fade.



\*Observed HP measured on internal dyno test in optimal conditions. ©2024 Bombardier Recreational Products Inc., [BRP]. All rights reserved. ®, TM and the BRP logo are trademarks of BRP or its affiliates. Products are distributed in the USA by BRP US Inc. All other trademarks are the property of their respective owners. Because of our ongoing commitment to product quality and innovation, BRP reserves the right at anytime to discontinue or change specifications, price, design, features, models or equipment without incurring any obligation. Printed in Canada.

# 2025

# MXZ® ADRENALINE® WITH BLIZZARD® PACKAGE

High-tech features and racing DNA for hardcore trail riders.



MXZ ADRENALINE WITH BLIZZARD PACKAGE  
850 E-TEC SHOWN

## // WHAT'S NEW

- RAS™ RX front suspension

## // PACKAGE HIGHLIGHTS

- REV® Gen5 platform
- Rotax® 850 E-TEC® and 600R E-TEC engines
- KYB® Pro 36 EA-3 front and rear shocks
- 7.2 in. digital display
- Forward steering post position
- rMotion™ X rear suspension
- Electric starter
- pDrive™ clutch
- 129 and 137 in. track lengths available
- Premium LED headlights
- Precision rack steering system
- Backlit multifunction handlebar controls
- Low windshield with air deflectors
- Transparent handguards
- Open toe-hold
- Lower 90 mm riser
- Studded track standard

ROTAX ENGINE	850 E-TEC	600R E-TEC
Engine details	Liquid-cooled, two-stroke, eRAVE™	Liquid-cooled, two-stroke, eRAVE
Horsepower*	165	125
Cylinders – Displacement	2 – 849 cc	2 – 599.4 cc
Bore – Stroke (mm)	82 – 80.4	72.3 – 73
Fuel system	E-TEC direct injection with additional booster injectors	E-TEC direct injection
Fuel type – Octane	Premium unleaded – 91	Premium unleaded – 91
Fuel tank [L/US gal]	36/9.5	36/9.5
Oil tank capacity [L/qt]	3.4/3.6	3.4/3.6
<b>POWERTRAIN</b>		
Drive clutch	pDrive with clickers	pDrive with clickers
Driven clutch	QRS Vent	QRS
Drive sprocket pitch [mm/in.]	73/2.86	

DRY WEIGHT	850 E-TEC	600R E-TEC
Dry weight [lb]	493 [129 in.]	484 [129 in.]
	499 [137 in.]	489 [137 in.]

DIMENSIONS	850 E-TEC	600R E-TEC
Vehicle overall length [mm/in.]	2,925/115.2 [129 in.]	3,038/119.6 [137 in.]
Vehicle overall width [mm/in.]	1,211/47.8 [adjustable]	
Vehicle overall height [mm/in.]	1,267/49.9	
Ski stance [mm/in.]	1,090/43 [adjustable]	
Available tracks [in.]	Ice Ripper XT:	
[Length x width x profile]	129 x 15 x 1.25	
	137 x 15 x 1.25	


COLOR
Monument Grey and Black

SUSPENSION	
Front suspension	RAS RX
Front shock	KYB Pro 36 EA-3
Front suspension travel [mm/in.]	279/11.0
Rear suspension	rMotion X
Center shock	KYB 36 Plus
Rear shock	KYB Pro 36 EA-3
Rear suspension travel [mm/in.]	292/11.5

FEATURES	
Platform	REV Gen5
Headlights	Premium high-performance LED
Skis	Pilot™ X
Seating	Trail narrow
Handlebar	Standard with J-hooks/ Transparent handguards
Riser block height [mm/in.]	90/3.5
Starter	Electric
Reverse	RER™
Brake system	Brembo®
Heated throttle lever/grips	Standard
Gauge type	7.2 in. digital
Windshield	Low
Runner [in.] – Carbide [in.]	7/16 round – 4
Bumpers [front/rear]	Std/Std


# 2025 MXZ ADRENALINE WITH BLIZZARD PACKAGE

## // FEATURE HIGHLIGHTS



### 1 REV Gen5 trail platform

A sleek new design that brings a whole new level of refinement, connectivity and good looks to the trails.



### 2 Rotax 850 E-TEC and 600R E-TEC engines

Incredible power and unmatched dynamic response with exclusive E-TEC direct-injection technology. Plasma-coated, mono-block cylinders are used for exceptional durability, while the precision of E-TEC injection means you get excellent fuel and oil economy.



### 3 Performance shock package

KYB Pro 36 Easy-Adjust front and rear shocks featuring compression adjustment. HPG Plus center shock. All four shocks are aluminum and rebuildable/replaceable.



MXZ ADRENALINE WITH BLIZZARD PACKAGE  
850 E-TEC SHOWN




### 4 rMotion X rear suspension

Built upon the same principles rMotion suspensions are renowned for, and then some. Completely redesigned for unmatched big-bump absorption and incredible comfort. Longer front arm with exclusive adjustable angle design ideally mates with RAS RX front suspension creating superior cornering on-trail.



### 5 RAS RX front suspension

Conquer every inch of the most challenging trail conditions with confidence with the snowcross race inspired RAS RX front suspension. Designed specifically for rough trail performance with 20% less chassis roll for better cornering stability.



### 6 Precision rack steering system

Further increases steering precision at higher speed for a stable and predictable ride in less than ideal snow conditions.



\*Observed HP measured on internal dyno test in optimal conditions. ©2024 Bombardier Recreational Products Inc., [BRP]. All rights reserved. ®, TM and the BRP logo are trademarks of BRP or its affiliates. Products are distributed in the USA by BRP US Inc. All other trademarks are the property of their respective owners. Because of our ongoing commitment to product quality and innovation, BRP reserves the right at anytime to discontinue or change specifications, price, design, features, models or equipment without incurring any obligation. Printed in Canada.

# 2025

# MXZ® ADRENALINE®

Tight cornering, big bumps, high speed and rough trails – this sled conquers it all.



MXZ ADRENALINE 600R E-TEC SHOWN

MXZ ADRENALINE 850 E-TEC SHOWN

## // WHAT'S NEW

- RAS™ RX front suspension

## // PACKAGE HIGHLIGHTS

- REV® Gen5 platform
- Rotax® 850 E-TEC® and 600R E-TEC engines
- High-quality KYB® 36 shock package
- pDrive™ clutch
- 4.5 in. digital display
- rMotion™ X rear suspension
- Electric starter
- Glove box with 4 L/1 US gal of storage
- Transparent handguards
- Pilot™ X skis
- LED headlights
- 129 and 137 in. track lengths available
- Forward steering post position
- Lower 90 mm riser

ROTAX ENGINE	850 E-TEC	600R E-TEC
Engine details	Liquid-cooled, two-stroke, eRAVE™	Liquid-cooled, two-stroke, eRAVE
Horsepower*	165	125
Cylinders – Displacement	2 – 849 cc	2 – 599.4 cc
Bore – Stroke (mm)	82 – 80.4	72.3 – 73
Fuel system	E-TEC direct injection with additional booster injectors	E-TEC direct injection
Fuel type – Octane	Premium unleaded – 91	Premium unleaded – 91
Fuel tank [L/US gal]	36/9.5	36/9.5
Oil tank capacity [L/qt]	3.4/3.6	3.4/3.6
<b>POWERTRAIN</b>		
Drive clutch	pDrive with clickers	pDrive with clickers
Driven clutch	QRS Vent	QRS
Drive sprocket pitch [mm/in.]	73/2.86	

DRY WEIGHT	850 E-TEC	600R E-TEC
Dry weight [lb]	491 [129 in.]	481 [129 in.]
	495 [137 in.]	485 [137 in.]

DIMENSIONS	850 E-TEC	600R E-TEC
Vehicle overall length [mm/in.]	2,925/115.2 [129 in.]	3,038/119.6 [137 in.]
Vehicle overall width [mm/in.]	1,211/47.8 [adjustable]	
Vehicle overall height [mm/in.]	1,267/49.9	
Ski stance [mm/in.]	1,090/43 [adjustable]	
Available tracks [in.]	RipSaw®:	
[Length x width x profile]	129 x 15 x 1.25	
	137 x 15 x 1.25	


COLOR
Neo Yellow and Black
Black

SUSPENSION	
Front suspension	RAS RX
Front shock	KYB® 36
Front suspension travel [mm/in.]	279/11.0
Rear suspension	rMotion X
Center shock	KYB 36
Rear shock	KYB 36
Rear suspension travel [mm/in.]	292/11.5

FEATURES	
Platform	REV Gen5
Headlights	High-performance LED
Skis	Pilot™ X
Seating	Trail narrow
Handlebar	Standard with J-hooks/ Transparent handguards
Riser block height [mm/in.]	90/3.5
Starter	Electric
Reverse	RER™
Brake system	Brembo®
Heated throttle lever/grips	Standard
Gauge type	4.5 in. digital
Windshield	Low
Runner [in.] – Carbide [in.]	7/16 round – 4
Bumpers [front/rear]	Std/Std


# 2025 MXZ ADRENALINE

## // FEATURE HIGHLIGHTS



### 1 REV Gen5 trail platform

A sleek new design that brings a whole new level of refinement, connectivity and good looks to the trails.



### 2 Rotax 850 E-TEC and 600R E-TEC engines

Incredible power and unmatched dynamic response with exclusive E-TEC direct-injection technology. Plasma-coated, mono-block cylinders are used for exceptional durability, while the precision of E-TEC injection means you get excellent fuel and oil economy.



### 3 RAS RX front suspension

Conquer every inch of the most challenging trail conditions with confidence with the snowcross race inspired RAS RX front suspension. Designed specifically for rough trail performance with 20% less chassis roll for better cornering stability.



MXZ ADRENALINE 850 E-TEC SHOWN



### 4 rMotion X rear suspension

Built upon the same principles rMotion suspensions are renowned for, and then some. Completely redesigned for unmatched big-bump absorption and incredible comfort. Longer front arm with exclusive adjustable angle design ideally mates with RAS RX front suspension creating superior cornering on-trail.



### 5 High-quality KYB shock package

Extremely capable high-pressure gas shocks by KYB.



### 6 Pilot X skis

Completely redesigned ski to match flawlessly with the most ride-compliant suspensions in the industry. Offering more positive ski traction and reduced darting for confident performance.



\*Observed HP measured on internal dyno test in optimal conditions. ©2024 Bombardier Recreational Products Inc., [BRP]. All rights reserved. ®, TM and the BRP logo are trademarks of BRP or its affiliates. Products are distributed in the USA by BRP US Inc. All other trademarks are the property of their respective owners. Because of our ongoing commitment to product quality and innovation, BRP reserves the right at anytime to discontinue or change specifications, price, design, features, models or equipment without incurring any obligation. Printed in Canada.

# 2025 MXZ<sup>®</sup> SPORT

Dynamic trail performance and value-oriented features.



MXZ SPORT  
600 EFI SHOWN

## // PACKAGE HIGHLIGHTS

- Rotax<sup>®</sup> 600 EFI engine
- 4.5 in. digital display
- RAS<sup>™</sup> X front suspension
- SC<sup>1</sup>-5M rear suspension
- Electric starter standard
- Low windshield
- U-shaped aluminum handlebar with integrated J-hooks
- Ergo-step side panels
- U-shaped aluminum handlebar with integrated J-hooks
- Ergo-step side panels
- 129 and 137 in. track lengths available
- Forward steering post position
- Lower 90 mm riser

### ROTAX ENGINE

	600 EFI
Engine details	Liquid-cooled, two-stroke
Horsepower*	85
Cylinders – Displacement	2 – 599.4 cc
Bore – Stroke (mm)	72.3 – 73
Fuel system	EFI
Fuel type – Octane	Regular unleaded – 87
Fuel tank (L/US gal)	36/9.5
Oil tank capacity (L/qt)	3.4/3.6

### POWERTRAIN

Drive clutch	pDrive <sup>™</sup>
Driven clutch	QRS
Drive sprocket pitch (mm/in.)	73/2.86

### DRY WEIGHT

Dry weight (lb)	438 [129 in.]
	441 [137 in.]

### DIMENSIONS

Vehicle overall length (mm/in.)	2,925/115.2 [129 in.]
	3,038/119.6 [137 in.]
Vehicle overall width (mm/in.)	1,211/47.8 [adjustable]
Vehicle overall height (mm/in.)	1,267/49.9
Ski stance (mm/in.)	1,090/43 [adjustable]
Available tracks (in.)	RipSaw <sup>™</sup> :
(Length x width x profile)	129 x 15 x 1.25
	137 x 15 x 1.25

### COLOR

Neo Yellow and Black

### SUSPENSION


Front suspension	RAS X
Front shock	Motion Control
Front suspension travel (mm/in.)	235/9.3
Rear suspension	SC-5M
Center shock	Motion Control
Rear shock	KYB 36
Rear suspension travel (mm/in.)	245/9.6

### FEATURES

Platform	REV <sup>®</sup> Gen4
Headlights	Halogen
Skis	Pilot <sup>™</sup> 5.7
Seating	Trail narrow compact
Handlebar	Standard with J-hooks
Riser block height (mm/in.)	90/3.5
Starter	Electric
Reverse	RER <sup>™</sup>
Brake system	Brembo <sup>1</sup>
Heated throttle lever/grips	Standard
Gauge type	4.5 in. digital
Windshield	Low
Runner (in.) – Carbide (in.)	3/8 square – 4
Bumpers (front/rear)	Std/Std

## 2025 MXZ SPORT

## // FEATURE HIGHLIGHTS



### 1 Rotax 600 EFI engine

600 cc-class fuel-injected engine delivering 85 horsepower and outstanding economy at an incredible value. Design based on the 600R E-TEC<sup>®</sup> with proven reliability and ease of ownership at its core with an oversized fun factor.

[See website for image]

### 2 Brembo disc brake

Fade-resistant, world-renowned stopping power from hydraulic brake. Braided stainless-steel line delivers a direct, solid feel and greater braking efficiency.



### 3 SC-5M rear suspension

Offers great balance of comfort and performance.



MXZ SPORT  
600 EFI SHOWN



### 4 RAS X front suspension

Flatter cornering and precision handling in all conditions. Wider, adjustable ski stance and +10 mm of suspension stroke maximize stability, capability and comfort.



### 5 Pilot 5.7 skis

Delivers outstanding grip and bite in corners with virtually no darting.



### 6 Ergo-step side panels

Design offers natural progression to three natural positions for different cornering styles, including a new, extreme-forward position.

**ski-doo**



\*Observed HP measured on internal dyno test in optimal conditions. ©2024 Bombardier Recreational Products Inc., [BRP]. All rights reserved. ®, TM and the BRP logo are trademarks of BRP or its affiliates. Products are distributed in the USA by BRP US Inc. †All other trademarks are the property of their respective owners. Because of our ongoing commitment to product quality and innovation, BRP reserves the right at anytime to discontinue or change specifications, price, design, features, models or equipment without incurring any obligation. Printed in Canada.