

2025 BACKCOUNTRY™ X-RS®

The most aggressive crossover vehicle with snocross attitude and go-anywhere capability.

// WHAT'S NEW

- 43 in. ski stance configuration available with RAS™ RX front suspension and Pilot™ RX skis
- Storm 150 and Ice Storm 150 track options (43 in. ski stance only)
- Rotax® 850 E-TEC® Turbo R engine with Water Injection System available
- 10.25 in. touchscreen display with BRP Connect and built-in GPS

// PACKAGE HIGHLIGHTS

- REV® Gen5 platform
- Rotax 850 E-TEC engine
- High-performance KYB® Pro shock package
- RAS™ X crossover front suspension with 39 in. ski stance available
- E-TEC® SHOT™ starter available (2.0 and 2.5 in. tracks only)
- Glove box with 4 L/1 US gal of storage
- Backlit multifunction handlebar controls
- pDrive™ clutch with clickers
- Transparent handguards
- Open toe-hold
- Pilot™ DS 2 skis
- Adjustable ski stance
- Belt-monitoring system
- cMotion™ X rear suspension with rail reinforcement
- Premium LED headlights
- Precision rack steering system
- Ice scratchers
- Adjustable brake lever
- Deep snow running boards with large openings

ROTAX ENGINE	850 E-TEC TURBO R	850 E-TEC
Engine details	Liquid-cooled, two-stroke, turbocharged, Water Injection System, eRAVE™	Liquid-cooled, two-stroke, eRAVE
Horsepower*	180 up to 8,000 ft.	165
Cylinders – Displacement	2 – 849 cc	2 – 849 cc
Bore – Stroke (mm)	82 – 80.4	82 – 80.4
Fuel system	E-TEC direct injection with additional booster injectors	E-TEC direct injection with additional booster injectors
Fuel type – Octane	Premium unleaded – 91	Premium unleaded – 91
Fuel tank (L/US gal)	36/9.5	36/9.5
Oil tank capacity (L/qt)	3.4/3.6	3.4/3.6
POWERTRAIN		
Drive clutch	pDrive with clickers	
Driven clutch	QRS Vent Plus	
Drive sprocket pitch (mm/in.)	73/2.86	
DRY WEIGHT		
Dry weight (lb)	500 [146 in.]	475 [146 in.] 482 [154 in.]
DIMENSIONS		
Vehicle overall length (mm/in.)	3,174/125 [146 in.] 3,284/129.3 [154 in.]	
Vehicle overall width (mm/in.)	1,160/45.7 [adjustable, 39 in.] 1,211/47.8 [adjustable, 43 in.]	
Vehicle overall height (mm/in.)	1,283/50.5	
Ski stance (mm/in.)	1,000/39 [adjustable] 1,090/43 [adjustable]	
Available tracks (in.) (Length x width x profile)	39 in. ski stance: Cobra: 146 x 15 x 1.6 Ice Cobra: 146 x 15 x 1.6 PowderMax ¹ : 146 x 16 x 2.0, 154 x 16 x 2.0, 154 x 16 x 2.5 43 in. ski stance: Storm 150: 146 x 15 x 1.5 Ice Storm 150: 146 x 15 x 1.6	



BACKCOUNTRY X-RS
146 850 E-TEC SHOWN

BACKCOUNTRY X-RS
146 850 E-TEC TURBO R SHOWN

COLOR	SUSPENSION	FEATURES
Flare Yellow and Black	Front suspension	Platform
Black	Front shock	REV Gen5
	Front suspension travel (mm/in.)	Premium high-performance LED
	Rear suspension	Skis
	Center shock	Pilot DS 2 (39 in.) Pilot RX (43 in.)
	Rear shock	Seating
	Rear suspension travel (mm/in.)	Trail narrow
		Handlebar
		Standard with J-hooks/ Transparent handguards
		Riser block height (mm/in.)
		120/4.7
		Starter
		850 E-TEC: Electric, SHOT (opt. on select configurations) 850 E-TEC Turbo R: SHOT
		Reverse
		RER™
		Brake system
		Brembo ¹ with adjustable lever
		Heated throttle lever/grips
		Standard
		Gauge type
		7.2 in. digital
		10.25 in. touchscreen (opt., std on Turbo R)
		Windshield
		Ultra-low
		Runner (in.) – Carbide (in.)
		3/8 square – 4 7/16 round – 4 [39 in.]
		Bumpers (front/rear)
		Std/Std


2025 BACKCOUNTRY X-RS

// FEATURE HIGHLIGHTS



1 RAS RX front suspension with wider 43" ski stance

The Backcountry X-RS equipped with the 43 in.-wide ski stance and the RAS RX front suspension improves on trail cornering stability while maintaining traction and flotation in deeper snow.



2 Rotax 850 E-TEC Turbo R engine with water injection system

Rotax 850 E-TEC Turbo R engine with water injection system sets new standards in lightweight 2-stroke performance with the most horsepower that's delivered consistently.



3 cMotion X rear suspension with rail reinforcement

Completely new lighter design is better balanced for performance on- and off-trail. Perfectly balanced weight transfer for an increased fun factor, more travel for more comfort and rail reinforcement for added strength.



BACKCOUNTRY X-RS
154 850 E-TEC SHOWN




4 10.25 in. color touchscreen display with BRP Connect and built-in GPS

The high-resolution infotainment system that provides an intuitive experience for riders, now with built-in GPS and maps for navigation without connecting a phone.



5 REV Gen5 Crossover platform

REV Gen5 Crossover platform takes the best elements of trail and deep snow to offer an ideal solution for riders who demand optimum performance everywhere.



6 Precision rack steering system

Derived from the MXZx race sled, further increases steering precision and straight tracking for a nimble and predictable ride in extreme bumps.



*Observed HP measured on internal dyno test in optimal conditions. ©2024 Bombardier Recreational Products Inc., (BRP). All rights reserved. ®, TM and the BRP logo are trademarks of BRP or its affiliates. Products are distributed in the USA by BRP US Inc. All other trademarks are the property of their respective owners. Because of our ongoing commitment to product quality and innovation, BRP reserves the right at anytime to discontinue or change specifications, price, design, features, models or equipment without incurring any obligation. Printed in Canada.

2025 BACKCOUNTRY™ X®

A 50-50 sled with the most advanced technology, plus off-trail capability and rough-trail performance.



BACKCOUNTRY X
146 850 E-TEC SHOWN

BACKCOUNTRY X
146 850 E-TEC SHOWN

// WHAT'S NEW

- 10.25 in. touchscreen display with BRP Connect and built-in GPS

// PACKAGE HIGHLIGHTS

- REV® Gen5 platform
- Rotax® 850 E-TEC® engine
- High-performance KYB® shock package
- RAS™ X crossover front suspension with 39 in. ski stance
- E-TEC SHOT™ starter available (2.0 in. track only)
- Deep snow running boards with large openings
- Glove box with 4 L/1 gal of storage
- Low windshield with air deflectors
- Backlit multifunction handlebar controls
- pDrive™ clutch with clickers
- Transparent handguards
- Open toe-hold
- Pilot™ DS 2 skis
- Adjustable ski stance
- Belt-monitoring system
- cMotion™ X rear suspension
- Premium LED headlights
- Precision rack steering system
- Ice scratchers

ROTAX ENGINE

	850 E-TEC
Engine details	Liquid-cooled, two-stroke, eRAVE™
Horsepower*	165
Cylinders – Displacement	2 – 849 cc
Bore – Stroke (mm)	82 – 80.4
Fuel system	E-TEC direct injection with additional booster injectors
Fuel type – Octane	Premium unleaded – 91
Fuel tank (L/US gal)	36/9.5
Oil tank capacity (L/qt)	3.4/3.6

POWERTRAIN

Drive clutch	pDrive with clickers
Driven clutch	QRS Vent Plus
Drive sprocket pitch (mm/in.)	73/2.86

DRY WEIGHT

Dry weight (lb)	464
-----------------	-----

DIMENSIONS

Vehicle overall length (mm/in.)	3,174/125
Vehicle overall width (mm/in.)	1,160/45.7 (adjustable)
Vehicle overall height (mm/in.)	1,283/50.5
Ski stance (mm/in.)	1,000/39 (adjustable)
Available tracks (in.)	Cobra: 146 x 15 x 1.6
(Length x width x profile)	Ice Cobra: 146 x 15 x 1.6
	PowderMax®: 146 x 16 x 2.0

COLOR

Monument Grey and Black	
Black	

SUSPENSION


Front suspension	RAS X
Front shock	KYB 36 Plus
Front suspension travel (mm/in.)	220/8.7
Rear suspension	cMotion X
Center shock	KYB 36 Plus
Rear shock	KYB Pro 36 EA-3
Rear suspension travel (mm/in.)	264/10.4

FEATURES

Platform	REV Gen5
Headlights	Premium high-performance LED
Skis	Pilot DS 2
Seating	Trail narrow
Handlebar	Standard with J-hooks/ Transparent handguards
Riser block height (mm/in.)	120/4.7
Starter	Electric, SHOT (opt. select configurations)
Reverse	RER™
Brake system	Brembo®
Heated throttle lever/grips	Standard
Gauge type	7.2 in. digital
	10.25 in. touchscreen (opt.)
Windshield	Low
Runner (in.) – Carbide (in.)	3/8 square – 4
Bumpers (front/rear)	Std/Std

2025 BACKCOUNTRY X

// FEATURE HIGHLIGHTS



1 Rotax 850 E-TEC engine

Incredible power and unmatched dynamic response with exclusive E-TEC direct-injection technology. Exceptional, proven durability and excellent fuel and oil economy.



2 Premium shock package

HPG 36 Plus front and center shocks. KYB Pro 36 Easy-Adjust rear shock featuring compression adjustment. All four shocks are aluminum and rebuildable/revolvable.



3 cMotion™ X rear suspension

Completely new lighter design is better balanced for performance on- and off-trail. Perfectly balanced weight transfer for an increased fun factor and more travel for more comfort and bump absorption.



BACKCOUNTRY X
146 850 E-TEC SHOWN



4 10.25 in. color touchscreen display with BRP Connect and built-in GPS

The high-resolution infotainment system that provides an intuitive experience for riders, now with built-in GPS and maps for navigation without connecting a phone.



5 REV Gen5 Crossover platform

REV Gen5 Crossover platform takes the best elements of trail and deep snow to offer an ideal solution for riders who demand optimum performance everywhere.



6 Precision rack steering system

Derived from the MXZx race sled, further increases steering precision and straight tracking for a nimble and predictable ride in extreme bumps.

ski-doo



2025

BACKCOUNTRY™ ADRENALINE®

Loaded with crossover-specific features for spending equal time riding on- or off-trail.



BACKCOUNTRY ADRENALINE 600R E-TEC SHOWN



BACKCOUNTRY ADRENALINE 146 850 E-TEC SHOWN

// PACKAGE HIGHLIGHTS

- REV® Gen5 platform
- Rotax® 850 E-TEC® and 600R E-TEC engines available
- High-quality KYB® 36 shock package
- 4.5 in. digital display
- RAS™ X crossover front suspension with 39 in. ski stance
- Electric starter
- Deep snow running boards with large openings
- Glove box with 4 L/1 gal of storage
- Low windshield with air deflectors
- Optional PowderMax® 146 x 16 x 2.0 in. track
- pDrive™ clutch with clickers
- Transparent handguards
- Open toe-hold
- Pilot™ DS 2 skis
- Adjustable ski stance
- Belt-monitoring system (850 E-TEC only)
- cMotion™ X rear suspension
- Premium LED headlights
- Ice scratchers

ROTAX ENGINE

	850 E-TEC	600R E-TEC
Engine details	Liquid-cooled, two-stroke, eRAVE™	Liquid-cooled, two-stroke, eRAVE
Horsepower*	165	125
Cylinders – Displacement	2 – 849 cc	2 – 599.4 cc
Bore – Stroke (mm)	82 – 80.4	72.3 – 73
Fuel system	E-TEC direct injection with additional booster injectors	E-TEC direct injection
Fuel type – Octane	Premium unleaded – 91	Premium unleaded – 91
Fuel tank (L/US gal)	36/9.5	36/9.5
Oil tank capacity (L/qt)	3.4/3.6	3.4/3.6

POWERTRAIN

	850 E-TEC	600R E-TEC
Drive clutch	pDrive with clickers	pDrive with clickers
Driven clutch	QRS Vent Plus	QRS Vent
Drive sprocket pitch (mm/in.)	73/2.86	73/2.86

DRY WEIGHT

	850 E-TEC	600R E-TEC
Dry weight (lb)	477	468

DIMENSIONS

	850 E-TEC	600R E-TEC
Vehicle overall length (mm/in.)	3,174/125	
Vehicle overall width (mm/in.)	1,160/45.7 (adjustable)	
Vehicle overall height (mm/in.)	1,283/50.5	
Ski stance (mm/in.)	1,000/39 (adjustable)	
Available tracks (in.)	Cobra:	
(Length x width x profile)	146 x 15 x 1.6 PowderMax: 146 x 16 x 2.0	

COLOR

Catalyst Grey and Black	
Black	

SUSPENSION


Front suspension	RAS X
Front shock	KYB 36
Front suspension travel (mm/in.)	220/8.7
Rear suspension	cMotion X
Center shock	KYB 36
Rear shock	KYB 36
Rear suspension travel (mm/in.)	264/10.4

FEATURES

Platform	REV® Gen5
Headlights	High-performance LED
Skis	Pilot DS 2
Seating	Trail narrow
Handlebar	Standard with J-hooks/ Transparent handguards
Riser block height (mm/in.)	120/4.7
Starter	Electric
Reverse	RER™
Brake system	Brembo®
Heated throttle lever/grips	Standard
Gauge type	4.5 in. digital
Windshield	Low
Runner (in.) – Carbide (in.)	3/8 square – 4
Bumpers (front/rear)	Std/Std

2025 BACKCOUNTRY ADRENALINE

// FEATURE HIGHLIGHTS



1 Rotax 850 E-TEC and 600R E-TEC engines

Incredible power and unmatched dynamic response with exclusive E-TEC direct-injection technology. Plasma-coated, mono-block cylinders are used for exceptional durability, while the precision of E-TEC injection means you get excellent fuel and oil economy.



2 REV Gen5 Crossover platform

REV Gen5 Crossover platform takes the best elements of trail and deep snow to offer an ideal solution for riders who demand optimum performance everywhere.



3 cMotion™ X rear suspension

Completely new lighter design is better balanced for performance on- and off-trail. Perfectly balanced weight transfer for an increased fun factor and more travel for more comfort and bump absorption.



BACKCOUNTRY ADRENALINE 146 850 E-TEC SHOWN



4 Deep snow running boards

Massive, strategically shaped openings keep the boards clear. A tall extruded edge adds stiffness and has aggressive boot grips.



5 Pilot DS 2 skis

Single keel with excellent sidehilling bite, thanks to thin outer edges. Narrow and thin, yet stiff. Shorter behind the spindle with flat tail for easier counter-steering and sidehilling.



6 pDrive clutch with clickers

Clicker ramps allow easy adjustment for top RPM. Ultra-responsive shifting, impressive RPM consistency, lightweight and maintenance-free.



*Observed HP measured on internal dyno test in optimal conditions. ©2024 Bombardier Recreational Products Inc., [BRP]. All rights reserved. ®, TM and the BRP logo are trademarks of BRP or its affiliates. Products are distributed in the USA by BRP US Inc. All other trademarks are the property of their respective owners. Because of our ongoing commitment to product quality and innovation, BRP reserves the right at anytime to discontinue or change specifications, price, design, features, models or equipment without incurring any obligation. Printed in Canada.

2025 BACKCOUNTRY™ SPORT

For the value-oriented 50-50 rider wanting an advanced platform and modern engine technology.



BACKCOUNTRY SPORT
146 600 EFI SHOWN

// PACKAGE HIGHLIGHTS


- Rotax® 600 EFI engine
- 4.5 in. digital display
- RAS™ X crossover front suspension with 39 in. ski stance
- cMotion™ rear suspension
- Electric starter
- Deep snow running boards with large openings
- Glove box with 4 L/1 gal of storage
- Low windshield
- pDrive™ clutch
- Brembo® brake
- Standard with two sets of LinQ® attachment points
- Pilot™ DS 2 skis
- Adjustable ski stance

ROTAX ENGINE	600 EFI
Engine details	Liquid-cooled, two-stroke
Horsepower*	85
Cylinders - Displacement	2 - 599.4 cc
Bore - Stroke (mm)	72.3 - 73
Fuel system	EFI
Fuel type - Octane	Regular unleaded - 87
Fuel tank (L/US gal)	36/9.5
Oil tank capacity (L/qt)	3.4/3.6
POWERTRAIN	
Drive clutch	pDrive
Driven clutch	QRS
Drive sprocket pitch (mm/in.)	73/2.86
DRY WEIGHT	
Dry weight (lb)	447
DIMENSIONS	
Vehicle overall length (mm/in.)	3,174/125
Vehicle overall width (mm/in.)	1,160/45.7 (adjustable)
Vehicle overall height (mm/in.)	1,283/50.5
Ski stance (mm/in.)	1,000/39 (adjustable)
Available tracks (in.)	Cobra:
(Length x width x profile)	146 x 15 x 1.6
	PowderMax®:
	146 x 16 x 2.0

COLOR	Neo Yellow and Black
SUSPENSION	
Front suspension	RAS X
Front shock	Motion Control
Front suspension travel (mm/in.)	220/8.7
Rear suspension	cMotion
Center shock	Motion Control
Rear shock	KYB 36
Rear suspension travel (mm/in.)	239/9.4
FEATURES	
Platform	REV® Gen4
Headlights	Halogen
Skis	Pilot DS 2
Seating	Trail narrow compact
Handlebar	Standard with J-hooks
Riser block height (mm/in.)	120/4.7
Starter	Electric
Reverse	RER™
Brake system	Brembo
Heated throttle lever/grips	Standard
Gauge type	4.5 in. digital
Windshield	Low
Runner (in.) - Carbide (in.)	3/8 square - 4
Bumpers (front/rear)	Std/Std

2025 BACKCOUNTRY SPORT

// FEATURE HIGHLIGHTS



1 Rotax 600 EFI engine
600 cc-class fuel-injected engine delivering 85 horsepower and outstanding economy at an incredible value. Design based on the 600R E-TEC® with proven reliability and ease of ownership at its core with an oversized fun factor.

[See website for image]



3 cMotion rear suspension
Crossover-specific suspension uses best principles of the rMotion™ trail and tMotion™ mountain skids for confident cornering and agile boondocking.



BACKCOUNTRY SPORT
146 600 EFI SHOWN



4 RAS X crossover front suspension
An updated version of our RAS X trail front end for capability on- and off-trail. Light steering feel optimized for crossover usage with adjustable stance.



5 Pilot DS2 skis
Single keel with excellent sidehilling bite, thanks to thin outer edges. Narrow and thin, yet stiff. Shorter behind the spindle with flat tail for easier counter-steering and sidehilling.



6 Ergo-step side panels
Design offers natural progression to any of three riding positions for cornering on-trail, from neutral to extreme-forward position.



*Observed HP measured on internal dyno test in optimal conditions. ©2024 Bombardier Recreational Products Inc., [BRP]. All rights reserved. ®, TM and the BRP logo are trademarks of BRP or its affiliates. Products are distributed in the USA by BRP US Inc. All other trademarks are the property of their respective owners. Because of our ongoing commitment to product quality and innovation, BRP reserves the right at anytime to discontinue or change specifications, price, design, features, models or equipment without incurring any obligation. Printed in Canada.