

2025 SKANDIC® LE

The perfect snowmobile for hardworking off-trail performance.



SKANDIC LE 900 ACE SHOWN



SKANDIC LE 600 EFI SHOWN

// PACKAGE HIGHLIGHTS

- Four Rotax® engines available: 600R E-TEC®, 900 ACE™, 600 ACE and 600 EFI
- KYB® 36 rear shock
- Multi-LinQ plate with 125 lb/56.7 kg cargo capacity
- 4.5 in. digital display
- LTS telescopic front suspension
- SC1-5U articulating rear suspension with locking mechanism (no tool required)
- Removable passenger seat with grips
- Ultra-high windshield with side deflectors
- Hitch receiver with 1,500 lb/680 kg towing capacity when equipped with an HD rear bumper (1,200 lb/544 kg std.)
- Air radiator with fan
- Standard electric start
- Deep snow running boards with large openings
- Easy-shift transmission (H-L-N) with RER™ electronic reverse (2-stroke)/electro-mechanical reverse (4-stroke)
- Pivoting mirrors
- pDrive™ clutch
- Low handlebar strap
- Pilot™ 7.4 skis
- Available with 20 in. or 24 in. track options

ROTAX ENGINE	600R E-TEC	600 EFI	900 ACE	600 ACE
Engine details	Liquid-cooled, two-stroke, eRAVE™	Liquid-cooled, two-stroke	Liquid-cooled, four-stroke D.O.H.C., dry sump	Liquid-cooled, four-stroke D.O.H.C., dry sump
Horsepower*	125	85	95	62
Cylinders – Displacement	2 599.4 cc	2 599.4 cc	3 899 cc	2 600 cc
Bore – Stroke (mm)	72.3 – 73	72.3 – 73	73 – 69.7	73 – 69.7
Fuel system	E-TEC direct injection	EFI	EFI	EFI
Fuel type	Premium unleaded	Regular unleaded	Regular unleaded	Regular unleaded
Octane	91	87	87	87
Fuel tank (L/US gal)	42/11.1	42/11.1	42/11.1	42/11.1
Oil tank capacity (L/qt)	3.4/3.6	3.4/3.6	3.3/3.5	2.1/2.2

POWERTRAIN	600R E-TEC	600 EFI	900 ACE	600 ACE
Drive clutch	pDrive with clicker	pDrive	pDrive	eDrive™ 2
Driven clutch	QRS	QRS	QRS	QRS
Drive sprocket pitch (mm/in.)	73/2.86	73/2.86	73/2.86	73/2.86

DRY WEIGHT	600R E-TEC	600 EFI	900 ACE	600 ACE
Dry weight 20 in track (lb)	621	599	645	623
Dry weight 24 in track (lb)	642		666	

DIMENSIONS	600R E-TEC
Vehicle overall length (mm/in.)	3,222/126.9
Vehicle overall width (mm/in.)	1,089/42.8
Vehicle overall height (mm/in.)	1,513/59.6
Ski stance (mm/in.)	889/35
Available tracks (in.) (Length x width x profile)	Silent Cobra WT: 154 x 20 x 1.5 Silent Cobra SWT: 154 x 24 x 1.5 (opt. 900 ACE and 600R E-TEC)

SUSPENSION	600R E-TEC
Front suspension	LTS
Front shock	Motion Control
Front suspension travel (mm/in.)	150/5.9
Rear suspension	SC-5U
Center shock	Motion Control
Rear shock	KYB 36
Rear suspension travel (mm/in.)	239/9.4

COLOR
Catalyst Grey and Black
Black

FEATURES	
Platform	REV® Gen4
Headlights	Halogen
Skis	Pilot 7.4
Seating	WideTrack 2-up
Handlebar	Standard with J-hooks/Grab handle
Riser block height (mm/in.)	145/5.7
Starter	Electric
Reverse	RER (2-stroke engines) Electro-mechanical (ACE engines)
Air radiator	Fan
Brake system	Brembo®
Heated throttle lever/grips	Standard (driver only)
Gauge type	4.5 in. digital
Windshield	Ultra-high with mirrors
Runner (in.) – Carbide (in.)	3/8 square – 4
Bumpers (front/rear)	Heavy-duty/ Hitch receiver

2025 SKANDIC LE

// FEATURE HIGHLIGHTS



1 Multi-LinQ plate
Standard LinQ adaptable storage. Fits 16 and 20 in. wide LinQ accessories to maximize accessory options. Up to 125 lb (56.7 kg) of cargo capacity.




2 Skandic 2-up seat
The ideal combination of comfort and convenience. Driver and passenger seat offering comfort and maneuverability for the driver, and convenience for the passenger.



3 LTS front suspension
Industry-exclusive telescopic front suspension enables a large, flat belly pan for exceptional deep snow flotation.




SKANDIC LE 900 ACE SHOWN



[600 EFI engine shown]

4 Four engine options
This versatile model benefits from four reliable and easy-to-own engine choices. Powerful 4- and 2-stroke options ensure the right match for any rider.



5 20 in. and 24 in. wide tracks available
A wide range of options built to offer superb flotation and meet any towing needs.



6 SC-5U articulating rear suspension
The articulated rail maximizes deep snow traction in reverse, and its toolless locking mechanism is ideal for towing.



*Observed HP measured on internal dyno test in optimal conditions. ©2024 Bombardier Recreational Products Inc., [BRP]. All rights reserved. ®, TM and the BRP logo are trademarks of BRP or its affiliates. Products are distributed in the USA by BRP US Inc. All other trademarks are the property of their respective owners. Because of our ongoing commitment to product quality and innovation, BRP reserves the right at anytime to discontinue or change specifications, price, design, features, models or equipment without incurring any obligation. Printed in Canada.

2025 SKANDIC® SE

Spring-only package with ultimate off-trail traction and flotation loaded with premium utility features.



SKANDIC SE 600R E-TEC SHOWN



SKANDIC SE 900 ACE SHOWN

// PACKAGE HIGHLIGHTS

- Two Rotax® engines available: 600R E-TEC® and 900 ACE™
- Available with four 20 in. or 24 in. track options
- Ultra large LinQ® utility cargo box with 135 L/35.7 US gal of storage
- Heated driver's visor power outlet
- 7.2 in. digital display
- Pilot™ 7.4 skis w/ liners
- KYB® 36 center and rear shocks
- Multi-LinQ plate with 125 lb/56.7 kg cargo capacity
- LTS telescopic front suspension
- SC®-5U articulating rear suspension with locking mechanism (no tool required)
- Removable passenger seat with grips
- Ultra-high windshield with side deflectors
- Air radiator with fan
- Standard electric start
- Deep snow running boards with large openings
- Easy Shift transmission (H-L-N) with RER™ electronic reverse (2-stroke)/electro-mechanical reverse (4 stroke)
- Pivoting mirrors
- pDrive™ clutch
- Low handlebar strap

ROTAX ENGINE

	600R E-TEC	900 ACE
Engine details	Liquid-cooled, two-stroke, eRAVE™	Liquid-cooled, four-stroke D.O.H.C., dry sump
Horsepower*	125	95
Cylinders – Displacement	2 – 599.4 cc	3 – 899 cc
Bore – Stroke (mm)	72.3 – 73	73 – 69.7
Fuel system	E-TEC direct injection	EFI
Fuel type – Octane	Premium unleaded – 91	Regular unleaded – 87
Fuel tank (L/US gal)	42/11.1	42/11.1
Oil tank capacity (L/qt)	3.4/3.6	3.3/3.5

POWERTRAIN

Drive clutch	pDrive with clickers/ QRS (20 in.) QRS Vent (24 in.)	pDrive QRS
Driven clutch		
Drive sprocket pitch (mm/in.)	73/2.86	

DRY WEIGHT

Dry weight 20 in track (lb)	651	675
Dry weight 24 in track (lb)	671	695

DIMENSIONS

Vehicle overall length (mm/in.)	3,222/126.9	
Vehicle overall width (mm/in.)	1,089/42.8	
Vehicle overall height (mm/in.)	1,513/59.6	
Ski stance (mm/in.)	889/35	
Available tracks (in.) (Length x width x profile)	Silent Cobra WT: 154 x 20 x 1.8 Silent Ice Cobra WT: 154 x 20 x 1.5	
	Silent Cobra SWT: 154 x 24 x 1.5 opt. Silent Ice Cobra SWT: 154 x 24 x 1.5 opt.	

COLOR

Dusty Navy and Black	
Black	

SUSPENSION

Front suspension	LTS
Front shock	Motion Control
Front suspension travel (mm/in.)	150/5.9
Rear suspension	SC-5U
Center shock	KYB 36
Rear shock	KYB 36
Rear suspension travel (mm/in.)	239/9.4

FEATURES

Platform	REV® Gen4
Headlights	Halogen
Skis	Pilot 7.4 w/ liners
Seating	WideTrack 2-up
Handlebar	Standard with J-hooks/Grab handle
Riser block height (mm/in.)	145/5.7
Starter	Electric
Reverse	RER (600R E-TEC) Electro-mechanical (900 ACE)
Air radiator	Fan
Brake system	Brembo®
Heated throttle lever/grips	Standard (driver only)
Gauge type	7.2 in. digital
Windshield	Ultra-high with mirrors
Runner (in.) – Carbide (in.)	3/8 square – 4
Bumpers (front/rear)	Heavy-duty/Hitch receiver

2025 SKANDIC SE

// FEATURE HIGHLIGHTS



1 Multi-LinQ plate

Standard LinQ adaptable storage. Fits 16 and 20 in. wide LinQ accessories to maximize accessory options. Up to 125 lb (56.7 kg) of cargo capacity.



2 Ultra large LinQ utility cargo box

135 L/35.7 US gal of lockable, weather-resistant storage capacity. Incorporated hatchet and saw holder, plus attachment points for bungees and two 16 in. LinQ positions on top for expandable accessory use.



3 LTS front suspension

Industry-exclusive telescopic front suspension enables a large, flat belly pan for exceptional deep snow flotation.



SKANDIC SE 900 ACE SHOWN



4 Ski liners

Added flotation for extreme capability when your day takes you into the deep stuff.



5 20 in. and 24 in. wide tracks available

A wide range of options built to offer superb flotation and meet any towing needs.



6 SC-5U articulating rear suspension

The articulated rail maximizes deep snow traction in reverse, and its toolless locking mechanism is ideal for towing.



*Observed HP measured on internal dyno test in optimal conditions. ©2024 Bombardier Recreational Products Inc., [BRP]. All rights reserved. ®, TM and the BRP logo are trademarks of BRP or its affiliates. Products are distributed in the USA by BRP US Inc. All other trademarks are the property of their respective owners. Because of our ongoing commitment to product quality and innovation, BRP reserves the right at anytime to discontinue or change specifications, price, design, features, models or equipment without incurring any obligation. Printed in Canada.

2025 SKANDIC® SPORT

The best 20 in. utility value in snowmobiling.



SKANDIC SPORT 600 EFI SHOWN

// PACKAGE HIGHLIGHTS

- Rotax® 600 EFI engine
- KYB® 36 rear shock
- 4.5 in. digital display
- LTS telescopic front suspension
- SC¹-SU articulating rear suspension with locking mechanism (no tool required)
- WideTrack 1-up seat with rear storage
- Medium windshield with air deflectors
- Standard electric start
- Deep snow running boards with large openings
- RER™ electronic reverse
- pDrive™ clutch

ROTAX ENGINE

	600 EFI
Engine details	Liquid-cooled, two-stroke
Horsepower*	85
Cylinders – Displacement	2 – 599.4 cc
Bore – Stroke (mm)	72.3 – 73
Fuel system	EFI
Fuel type – Octane	Regular unleaded – 87
Fuel tank (L/US gal)	42/11.1
Oil tank capacity (L/qt)	3.4/3.6

POWERTRAIN

Drive clutch	pDrive
Driven clutch	QRS
Drive sprocket pitch (mm/in.)	73/2.86

DRY WEIGHT

Dry weight (lb)	560
-----------------	-----

DIMENSIONS

Vehicle overall length (mm/in.)	3,259/129.3
Vehicle overall width (mm/in.)	1,089/42.8
Vehicle overall height (mm/in.)	1,369/53.9
Ski stance (mm/in.)	889/35
Available tracks (in.)	Utility WT:
(Length x width x profile)	154 x 20 x 1.25

COLOR

Neo Yellow and Black


SUSPENSION

Front suspension	LTS
Front shock	Motion Control
Front suspension travel (mm/in.)	150/5.9
Rear suspension	SC-5U
Center shock	Motion Control
Rear shock	KYB 36
Rear suspension travel (mm/in.)	239/9.4

FEATURES

Platform	REV® Gen4
Headlights	Halogen
Skis	Pilot™ 7.4
Seating	WideTrack 1-up
Handlebar	Standard with J-hooks
Riser block height (mm/in.)	145/5.7
Starter	Electric
Reverse	RER
Brake system	Brembo¹
Heated throttle lever/grips	Standard
Gauge type	4.5 in. digital
Windshield	Medium
Runner (in.) – Carbide (in.)	3/8 square – 4
Bumpers (front/rear)	Std/Std

// FEATURE HIGHLIGHTS



1 Rotax 600 EFI engine

600 cc-class fuel-injected engine delivering 85 horsepower and outstanding economy at an incredible value. Design based on the 600R E-TEC with proven reliability and ease of ownership at its core with an outsized fun factor.



2 Utility 1-up seat

Big comfort with premium ride-quality feel. Storage compartment behind the seat.



3 LTS front suspension

Industry-exclusive telescopic front suspension enables a large, flat belly pan for exceptional deep snow flotation.



SKANDIC SPORT 600 EFI SHOWN



4 Pilot 7.4 skis

Designed to provide better reverse capability, more flotation off trail and more positive steering on trail and while hauling loads.

[See website for image]

5 20 in. wide track

Superb flotation and towing capability.



6 SC-5U articulating rear suspension

The articulated rail maximizes deep snow traction in reverse, and its toolless locking mechanism is ideal for towing.

ski-doo



*Observed HP measured on internal dyno test in optimal conditions. ©2024 Bombardier Recreational Products Inc., [BRP]. All rights reserved. ®, TM and the BRP logo are trademarks of BRP or its affiliates. Products are distributed in the USA by BRP US Inc. ¹All other trademarks are the property of their respective owners. Because of our ongoing commitment to product quality and innovation, BRP reserves the right at anytime to discontinue or change specifications, price, design, features, models or equipment without incurring any obligation. Printed in Canada.